

Market Commentary

Balancing Act

4Q, 2023

Aaron Dirlam, CFA®, CAIA®
 Chief Investment Officer

Paul Courtney, CFA®, CAIA®
 Director of Research

Summary

- Despite early 2023's recession fears and banking crisis, the market rallied with U.S. large cap stocks up 26.3% and U.S. intermediate-term bonds up 5.5%, buoyed by moderating inflation.
- This year's positives included a resilient U.S. consumer, a tight labor market, and a nascent artificial intelligence boom, although some negatives—including heightened geopolitical tensions and an extended manufacturing slump—persisted.
- Although U.S. retail sales were strong, credit card usage rose rapidly, and U.S. government deficit spending reached record levels, raising concerns about fiscal health.
- 'Balancing act' defines 2024's outlook. The Fed is delicately managing inflation versus recession risks, while the Treasury must navigate rolling massive amounts of government debt amidst reduced foreign demand. Investors, facing wide-ranging scenarios—from significant downside risks to an economic reacceleration—must remain humble and nimble.

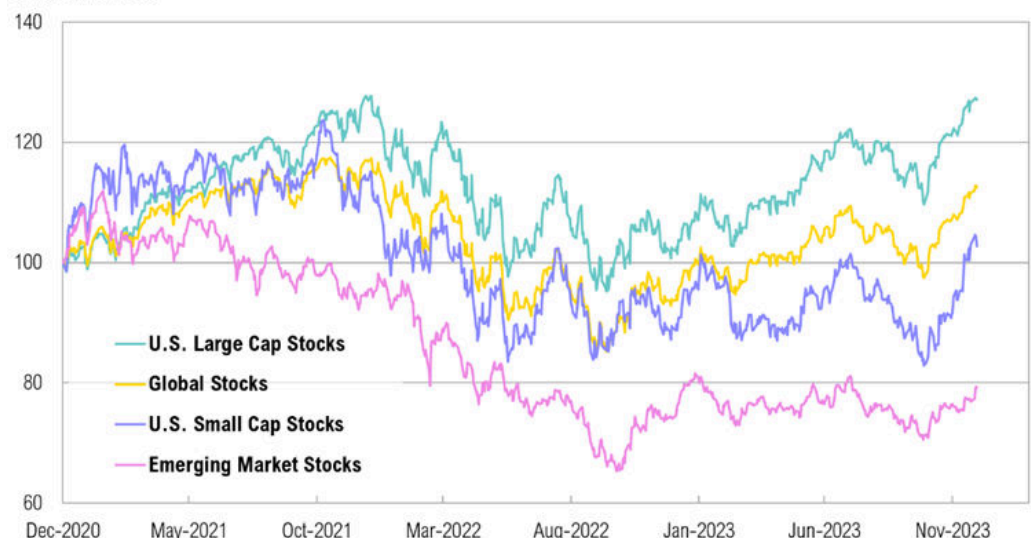
2023 Review

Markets were strong in the fourth quarter and over the entire year. U.S. Large Cap stocks ended the quarter up 11.7% and the year up 26.3%. Even with these impressive gains, the S&P 500 Index ended the year 1% shy of its all-time high, which it reached in January 2022—almost two years ago. Breaking the trend of the prior two years, 2023 was also positive for U.S. intermediate-term bonds. The Bloomberg Aggregate Bond Index rose 6.8% over the fourth quarter to end the year up 5.5%. The index gained 8.5% over the last two months of 2023, marking the best two-month performance for U.S. bonds since September to October 1982, when the index increased 9.6%.

The S&P 500 Index ended the year 1% shy of its all-time high, which it reached in January 2022—almost two years ago

Global Equities Rebounded in 2023 as Recession Fears Eased

Growth of 100



Source: Bloomberg

What didn't happen was the widely feared recession that had many investors cautiously positioned coming into 2023

What drove this impressive snap-back in asset prices? The answer likely lies as much in what did happen as what did not. What did happen last year was declining inflation, robust nominal GDP growth, a resilient labor market and consumer, but also a banking crisis, proliferating armed conflicts, and flatlining corporate earnings. What didn't happen was the widely feared recession that had many investors cautiously positioned coming into 2023.

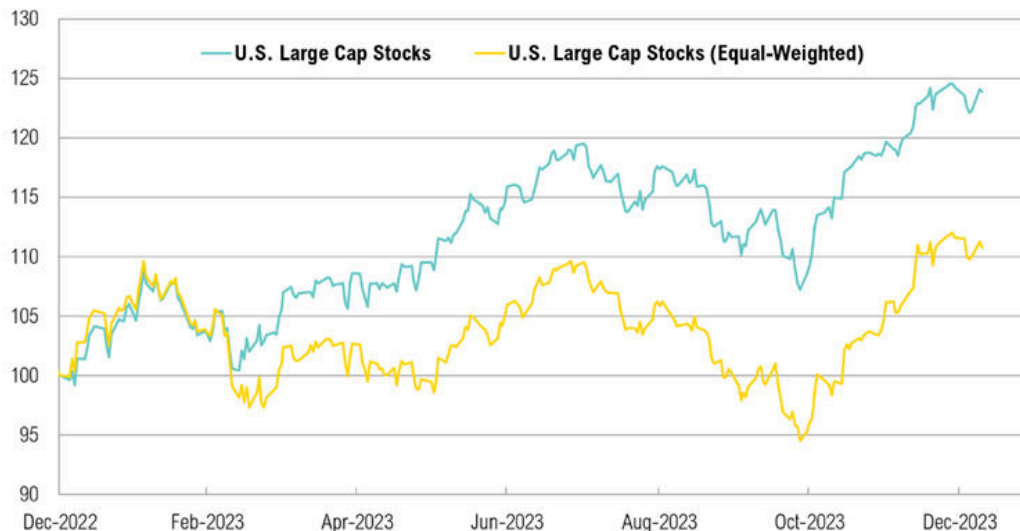
Headline inflation, which started 2023 at 6.4% year-over-year, gradually eased to 3.1% by November. The U.S. banking system also experienced its greatest crisis since the Global Financial Crisis (GFC) in March, triggered by a significant loss of deposits in several domestic U.S. banks. The Federal Reserve intervened and launched new programs, including the Bank Term Funding Program (BTFP) that provides long-term, low-cost loans to banks in order to shore up liquidity and stability. Although intended as a short-term support, BTFP usage continues, seemingly unabated. Usage reached a record \$135.8 billion in the week of December 27, despite the program being set to expire in March 2024.¹

The collective market value of the 'Magnificent Seven' is quadruple that of the entire Russell 2000

The AI boom, ignited by the launch of ChatGPT in November 2022, was another significant factor influencing the markets. This enthusiasm was reflected in the technology sector's impressive performance in 2023. Notably, the 'Magnificent Seven'—comprising Meta, Apple, Amazon, Nvidia, Alphabet, Microsoft, and Tesla, all mega-cap tech-related companies in the S&P 500—saw an impressive rebound. After declining by an average of 45.3% in 2022, they ended 2023 with an average total return gain of 104.7%.² In fact, these seven stocks alone accounted for 62.2% of the S&P 500's full-year return for 2023. Without this group, the index's return was only 9.9%. The collective market value of these 'Magnificent Seven' companies is now quadruple that of the entire Russell 2000, a widely followed small cap index of 2,000 publicly traded companies. The unusual concentration of gains in just a few stocks is starkly illustrated by the 12% spread between the equal-weighted S&P 500 and the market cap-weighted index, with the former trailing the latter by the second-largest calendar year spread since at least 1971.

The S&P 500 Beat Equal-Weighted S&P 500 by Near-Record Spread

Growth of 100



Source: Bloomberg

The conflict in Ukraine continued, and new conflict erupted in Israel

Geopolitical tensions persisted in 2023. The conflict in Ukraine continued, and in October, a new conflict erupted in Israel following an attack by Hamas. Additionally, in December, major global shippers such as Maersk and Hapag-Lloyd were forced to reroute cargo around the tip of Africa (instead of passing through the Suez Canal) due to intensified attacks by militant group Houthi in the Red Sea. If left unresolved, these disruptions could drive up global shipping costs and reignite inflation for the cost of goods.³

Domestically, two key factors defined 2023 and remain critical heading into 2024: the resilience of the U.S. consumer and the alarming rate of U.S. government deficit spending. Retail sales initially slumped at the start of the fourth quarter, raising concerns among major retailers about weak holiday spending.⁴ However, this trend reversed as the quarter progressed, as noted by American Express CEO Stephen Squeri:

“In October, everybody got a little bit skittish... But if we look at November, November is back to what we looked like in the third quarter. In our holiday season, U.S. consumer retail was very strong from Thanksgiving to Cyber Monday. Overall, goods and services from a retail perspective are very, very strong”⁵

In fact, U.S. consumers remained remarkably resilient throughout 2023, supported by excess pandemic savings and strong jobs markets. Despite increased reliance on credit card spending, the household debt service ratio has thus far remained contained, at 5.8%, on par with the historical average of 5.7%.⁶ Furthermore, consumers are set to benefit from lower gasoline prices heading into 2024, with prices ending 2023 at \$3 per gallon—a significant 38% drop from the June 2022 peak of \$5.1 per gallon.⁷

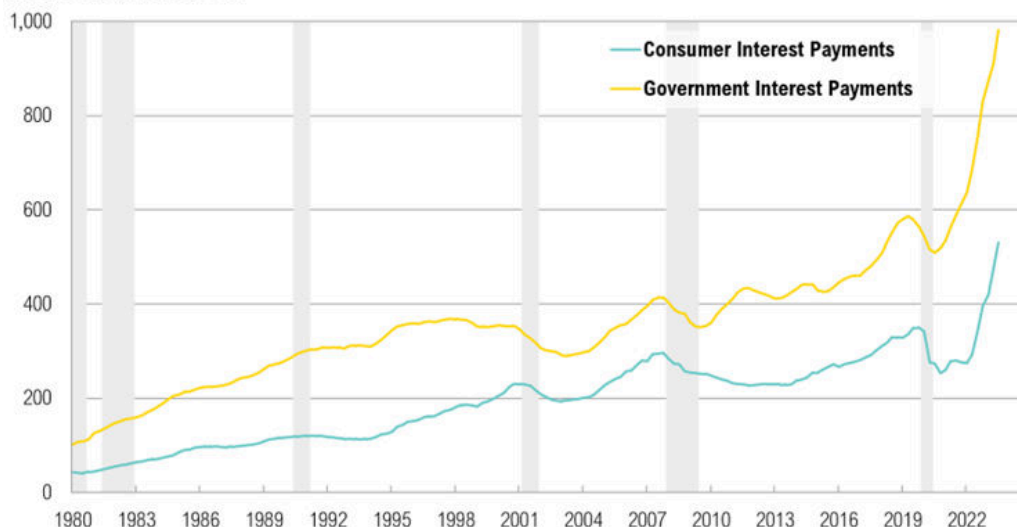
Consumer revolving credit rose to an all-time high of \$1.3 trillion in November

Despite this resilience, credit card usage and buy-now-pay-later programs have become increasingly popular over the past two years.⁸ Consumer revolving credit rose to an all-time high of \$1.3 trillion in November, and the average interest rate on a new credit card has risen to a record 24%, compared to an average rate of 14.5% in February 2022.^{9,10} At the start of 2023, U.S. consumers were in unusually good shape after working down debt during the pandemic and benefitting from very low mortgage refinancing rates, but the recent acceleration in credit card debt is concerning, especially given the context of full employment.

The recent acceleration in credit card debt is concerning, especially given the context of full employment

Interest Payments Have Increased Exponentially Since 2020

Interest Payments, \$Bn



Source: Bloomberg

Even with the optimistic outlook of 11.5% year-over-year earnings growth, stocks do not appear cheap

Corporate earnings growth was sluggish in 2023 and is expected to come in at just 0.6% on a year-over-year basis for the S&P 500. For just the fourth quarter, the estimated year-over-year growth rate is 2.4%, 5.8% lower than it was at the end of September. Looking forward, analysts project year-over-year earnings growth of 11.5% and revenue growth of 5.5% for the S&P 500 in 2024. Even with this optimistic outlook, stocks do not appear cheap. The forward 12-month price-to-earnings (P/E) ratio of 19.3 is above the 5-year average of 18.8 and well above the 10-year average of 17.6.¹¹

Yet, as inflation eased and the feared recession remained at bay, equity prices rose, and investors took on more risk, with some measures of investor risk appetite increasing at an unprecedented pace during the fourth quarter. According to the December 27 weekly American Association of Individual Investors (AAII) Investor Sentiment Survey, 46% of respondents were bullish on the stock market for the next six months. Bullish sentiment reached a one-year high of 53% on December 20 and remains well above the historical bullish average of 38%.¹² In contrast, only 25% of investors remain bearish, well below the historical average of 31%.¹² According to the CNN Fear & Greed Index, extreme greed has been driving the market over December.¹³

Balancing Act

Amidst a backdrop of declining inflation and an economy losing steam, the Fed finds itself on a tightrope, trying to wring out the remnants of unwanted inflation without causing a recession. Comments from Treasury Secretary Yellen on December 13 underscored the scrutiny on the Fed and perhaps the hope that they ease interest rates sooner rather than later:

“As inflation moves down, it’s in a way natural that interest rates should come down somewhat because real interest rates would otherwise increase, which can tend to tighten financial conditions.”¹⁴

By year's end, with inflation appearing subdued, the path forward seemed clearer, yet the real test for the Fed will be the cadence and timing of interest rate reductions. Premature cuts risk reigniting inflationary pressures, while delayed action could exacerbate the downturn effect of prior hikes, potentially steering the U.S. economy into recession during an election year.

The real test for the Fed will be the cadence and timing of interest rate reductions

After peaking at a four-decade high of 9.1% in June 2022, headline inflation eased to 3.1% year-over-year in November. While core inflation remains stickier, at 4.0% year-over-year, it is still a marked improvement from the high of 6.6% in September 2022. Given the notable progress made with bringing inflation back down to its target of 2%, the Federal Reserve has not hiked interest rates since July, keeping their policy rate at an effective 5.33% (range of 5.25% to 5.5%). On December 13, at the last Federal Open Market Committee (FOMC) meeting of 2023, Fed Chairman Jerome Powell hinted that the Fed may be at the end of its rate hiking cycle and preparing for rate cuts in 2024:

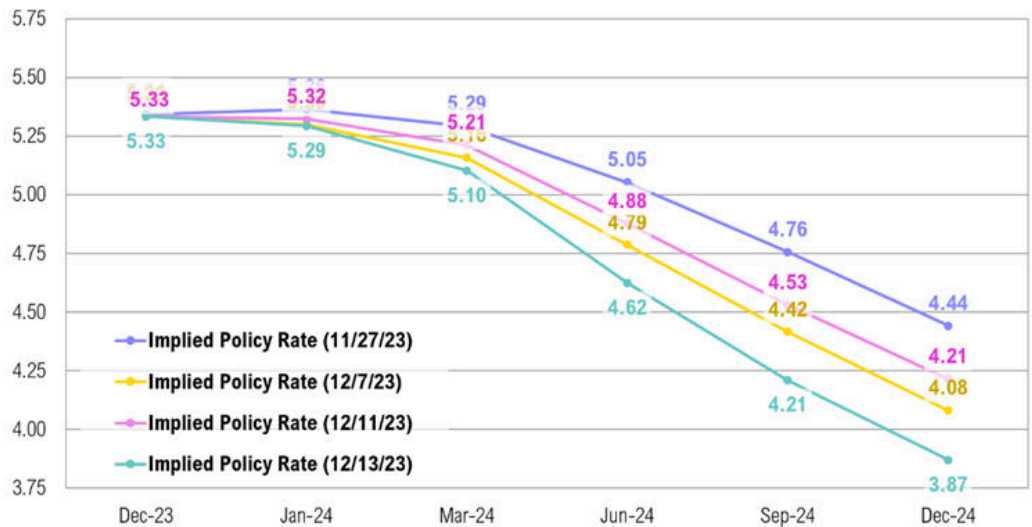
“The question of when will it be become appropriate to begin dialing back the amount of policy restraint in place that begins to come into view and is clearly a discussion topic of discussion out in the world and also of discussion for us at our meeting reading today... I would say there’s a general expectation that this will be a topic for us looking ahead.”¹⁵

In response to Powell's comments, speculation about imminent rate cuts swelled, and markets soon priced in the expectation for the equivalent of seven 0.25% rate cuts in 2024, starting in March.¹⁶ In a telling response, U.S. small cap stocks soared nearly 8% in

the 48 hours following the news, highlighting the significance the market placed on what had happened.

Markets Are Pricing In the Equivalent of Seven Rate Cuts For 2024

Implied Fed Funds Rate, %



Source: Bloomberg

On December 13, Fed Chairman Powell hinted that the Fed may be preparing for rate cuts in 2024

Although inflation appears under control, premature rate cuts carry risks. Recent data show that the U.S. housing market is ramping up again, potentially leading to higher month-over-month inflation prints.¹⁷ In the U.S. CPI basket, housing is the largest component, accounting for 44.6%, followed by transportation at 17.0%, and food and beverages at 14.3%.¹⁸ Fortunately, the risk of stagflation—characterized by slowing growth, high unemployment, and rising inflation—appears negligible, but concerns could rise down the road if inflation reaccelerates.

Only 21% of the BofA FMS respondents anticipate a hard landing or recession in the next year, compared to nearly 70% expecting a recession in November 2022

What about the risks of a recession if the Fed does not cut? Although some economic data still calls for caution, most market participants have shifted to a much more optimistic tone—and likely positioned portfolios for it. Only 21% of the Bank of America's Fund Manager Survey respondents anticipate a hard landing or recession in the next year, compared to nearly 70% expecting a recession in November 2022.¹⁹ This is in spite of the Conference Board's Leading Economic Index signaling a recession for the 19th consecutive month, a firmly inverted yield curve (ending 2023 at -35 basis points), the 14th-consecutive month of contraction in the manufacturing sector (according to the ISM Manufacturing PMI), and December's ISM Services reading badly missing expectations and narrowly averting a reading below 50, consistent with outright contraction.^{20,21,22,23}

Higher interest rates have created significant challenges for commercial real estate (CRE), particularly the office sector. The shift to remote work after the pandemic contributed to total U.S. office vacancies climbing to 20%, surpassing the peak GFC vacancy rate of 17.6%. Additionally, the growth of e-commerce has adversely affected physical stores. For example, online sales during the recent Black Friday holiday spending period reached a record \$9.8 billion in online sales.²⁴ Online sales increased by 8% year-over-year, while in-store sales rose only 1% year-over-year.²⁴

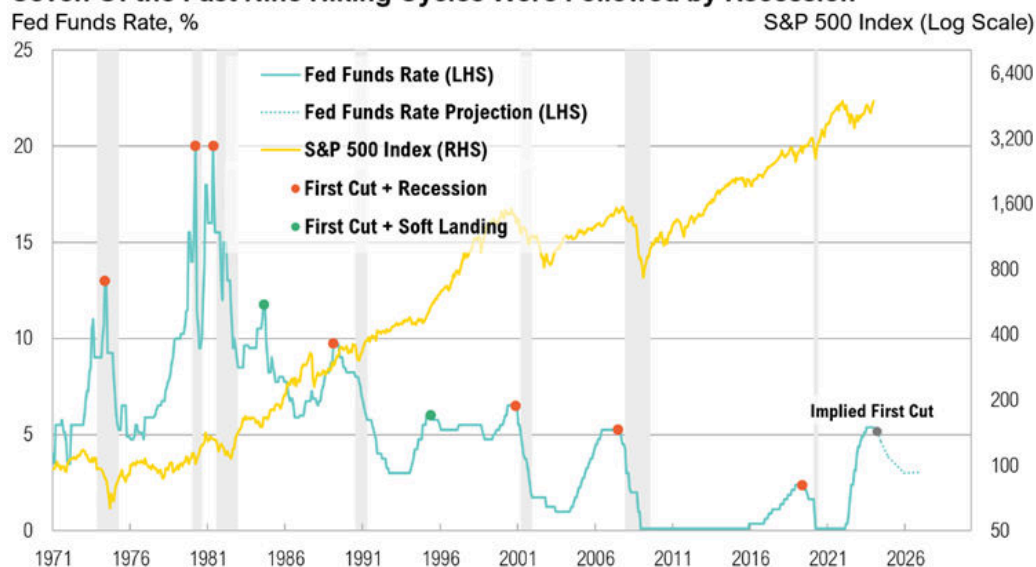
Additionally, the multifamily sector continued to face increasing operating costs and refinancing challenges amid rising interest rates. Despite falling prices, constant CRE

Higher rates have created significant challenges for commercial offices where vacancies have climbed to 20%, surpassing the peak GFC vacancy rate of 17.6%

debt levels are driving up leverage and exacerbating solvency issues. Smaller domestic U.S. banks, which hold 70% of all CRE loans, face a significant risk.^{25,26} Recent studies by the St. Louis Federal Reserve and the National Bureau of Economic Research (NBER) reveal that smaller banks are especially prone to insolvency risks from uninsured depositor runs.^{26,27} These studies emphasize the need for both short-term policy responses and long-term strategies, such as market-based recapitalization and stricter regulatory oversight.^{26,27} The NBER study concluded that a 10-20% default rate on CRE loans—a range similar to that experienced during the GFC—could lead to between \$80 and \$160 billion in additional bank losses.²⁷ The balancing act of careful risk management and effective policy responses is critical for addressing vulnerabilities in CRE and ensuring financial system stability.

Additionally, there has been a noticeable credit deterioration in key lending areas for several specific U.S. commercial banks, a situation that could worsen with ongoing higher rates. If current interest rate levels continue, debt defaults could increase, and other significant repercussions could emerge in the banking sector.

Seven Of the Past Nine Hiking Cycles Were Followed by Recession



Source: Bloomberg

The Fed’s tricky task of navigating interest rate levels has rightfully received ample attention, but what has been much less discussed, albeit no less important, is the balancing act facing the U.S. Treasury and Secretary Yellen. Nearly \$9 trillion in government debt must be rolled over at higher interest rates amid waning foreign investment in U.S. Treasury markets. This challenge is amplified by the impending pressures of an election year, where fiscal decisions may be scrutinized for their long-term impact on the economy.

The interest expense on U.S. public debt is on track to become the largest line item in the Federal budget

Government spending has been a key theme throughout 2023, starting with the debt ceiling debate in May. The U.S. government reached a \$1.7 trillion deficit at the end of the 2023 fiscal year—the largest in a non-recessionary or non-crisis year in history. Despite this, the government has continued to spend at a rapid pace. Total debt outstanding increased by \$834 billion in the first three months of the new fiscal year (compared to \$490 billion over the same period last year). Arguably more important, due to elevated interest rates, the interest expense on U.S. public debt has risen to \$949

billion over the past year and is on track to become the largest line item in the Federal budget if this trend persists.²⁸ This could challenge government spending productivity and overall fiscal health heading into an important election year.

The forecasted Treasury issuance for the first quarter of 2024 alone exceeds the annual borrowing average since 2000

Treasury issuance throughout 2023 suggests that the deficit may not be an anomaly, but rather the continuation of a trend. Borrowing for the fourth quarter of 2023 is expected to have reached \$605 billion, and current estimates for the first quarter of 2024 are \$816 billion. The forecast for the first quarter of 2024 alone exceeds the annual borrowing average of \$721 billion since 2000. Further, Treasury has historically maintained a balance between issuing longer- and shorter-term debt, but the balance was little heeded in 2023 when the majority of issuance came from bills that mature in less than one year.²⁹ By focusing issuance in bills, the Treasury was able to incentivize financial institutions with trillions of dollars of excess cash accumulated in the wake of the pandemic to withdraw this cash from the Fed's Reverse Repurchase Agreement (RRP) facility and buy Treasury bills, helping to fund the deficit. At the end of December 2022, the amount of money sitting in the RRP facility peaked at over \$2.5 trillion. As of January 2024, this one-time source of liquidity for the Treasury market has been worked down to under \$670 billion.³⁰

Like a seasoned acrobat, Powell will have his work cut out for him



Investors are left with questions that only time can answer. Can the Fed's anticipated rate cuts ease economic strains and support markets for another year or longer? Will Treasury be able to capably handle government debt? Historically, soft landings have been quite rare, as seven out of the past nine hiking cycles were followed by a recession. Like a seasoned acrobat, Powell will have his work cut out for him. And the Treasury may indeed be embarking on a new, uncharted course altogether.

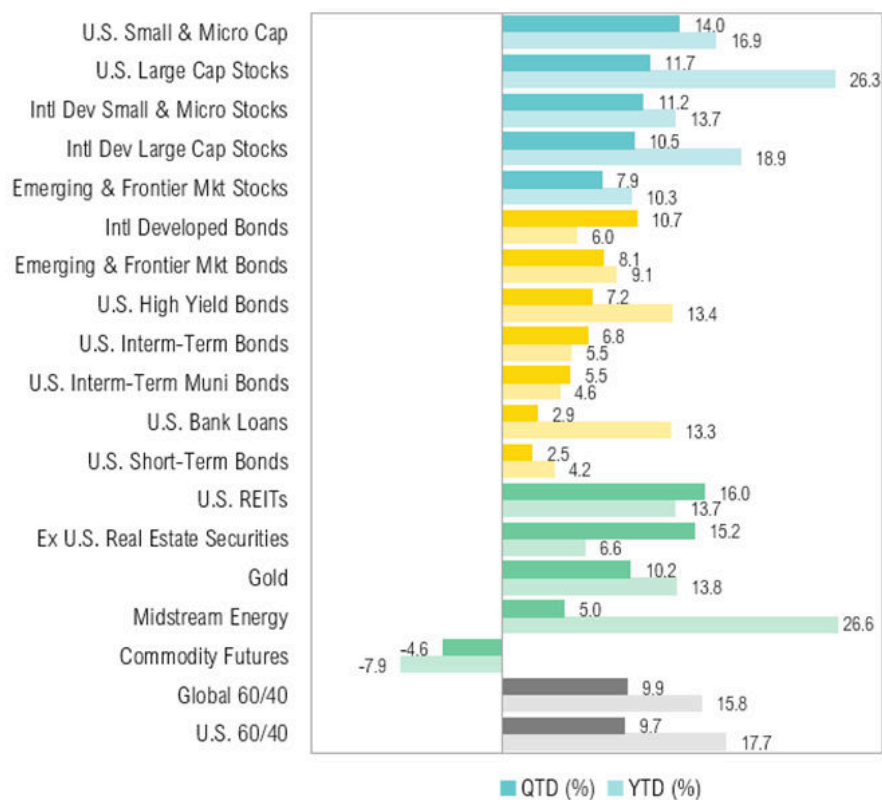
Markets

Only one asset class—commodity futures—finished the year (and the quarter) in negative territory, ending 2023 down 7.9%. The top-performing asset class in 2023 was midstream energy, up 26.6%, which marginally outperformed U.S. large cap stocks, which ended the year up 26.3%. International, developed large cap stocks gained 18.9% in 2023, lagging behind U.S. large cap stocks. U.S. small and micro-cap stocks gained an impressive 14.0% over the fourth quarter, pushing 2023 returns up to 16.9%.

It was a rollercoaster for the 10-year Treasury yield, which ended the year where it started at 3.9%

It was a rollercoaster year for the 10-year Treasury yield, which peaked at 4.98% on October 18 before ending the year where it started, at 3.9%. Fueled by November's stellar performance, U.S. intermediate-term bonds ended 2023 up 5.5%. Largely due to heightened geopolitical tensions and its role as a safe-haven asset, gold gained a respectable 10.2% throughout the fourth quarter to end the year up 13.8%.

Q4 2023 Key Market Total Returns



Except for commodity futures, all asset classes were up for the year

Source: Bloomberg

In international news, the Bank of Japan continued to stick to its ultra-easy policy throughout 2023, despite investor expectations for policy normalization.³¹ At the BoJ's final monetary policy meeting of the year on December 19, interest rates were kept at -0.1%.³² BoJ Governor Kazuo Ueda cited uncertainty about the outlook and the path of inflation as key reasons for this decision.³¹ Headline inflation currently stands at 2.8%, above the BoJ's target of 2%.

Inflation in the United Kingdom meaningfully eased throughout 2023. Headline inflation, which peaked at 11.1% in October 2022, eased to 3.9% year-over-year in November 2023.³³ Despite meaningful progress, the Bank of England has kept interest rates unchanged at 5.25% since August and has suggested that rates will remain high for an "extended period".^{33,34}

China's planned post-pandemic economic recovery stalled in 2023. For the first time since 2013, Chinese President Xi Jinping acknowledged in a New Year's Eve speech that his country's economy is struggling, as unemployment remains elevated at 5% and domestic consumer demand weakens.³⁵ China's manufacturing sector weakened throughout 2023, and in December factory activity declined to the lowest level in six months as the purchasing manager's index (PMI) dropped to 49.0.^{35,36}

A policy stance that tolerates moderately higher inflation to mitigate debt excesses may seem practical, but it represents a double-edged sword, particularly impacting the lower-income population

Looking Forward

In 2024, policymakers and investors alike find themselves navigating a delicate 'balancing act' across potential economic extremes. On one hand, there's the possibility of an economic reacceleration, which could be good for stocks, potentially broadening out the narrow market gains of last year. On the other, we might face a 'hard landing' characterized by falling inflation and yields, which could favor bonds.

Further complicating the outlook is the challenge in anticipating policy moves ahead of a presidential election. For instance, policymakers, grappling with a mountain of debt, rising interest costs, and limited options, seem cornered into reducing interest rates, irrespective of whether it's the right thing to do. While this strategy might alleviate immediate fiscal challenges, it risks doing even more long-term harm to the U.S. economy. A policy stance that tolerates moderately higher inflation to mitigate debt excesses may seem practical, but it represents a double-edged sword, particularly impacting the lower-income population. These more long-term concerns were eloquently expressed by University of Michigan Professor of Law and Economics, James Hines, in recent public remarks:

"[I am] not so worried that rising deficits will cause a crisis. More likely, they will slowly erode American power as [we are] forced to cut back on research and development, investment and military spending. Why is the United States rich to begin with? [It's because] we've been doing capitalism better than a lot of other places. If we let that erode, you're starting to undermine the sources of your wealth."³⁷

The potential economic extremes ahead emphasize the ever-relevant role of diversification

For now, markets seem comfortable with short-termism at the expense of worsening longer-term issues, another 'balancing act' that bears watching as 2024 unfolds. Wherever we land, different scenarios call for varying approaches to asset allocation, emphasizing the ever-relevant role of diversification in portfolio management.

Sincerely,

The SpringTide Investment Team

Disclosures

The material shown is for informational purposes only. Any opinions expressed are current only as of the time made and are subject to change without notice. This report may include estimates, projections or other forward-looking statements; however, forward-looking statements are subject to numerous assumptions, risks, and uncertainties, and actual results may differ materially from those anticipated in forward-looking statements. As a practical matter, no entity is able to accurately and consistently predict future market activities.

Additionally, please be aware that past performance is not a guide to the future performance of any investment, and that the performance results and historical information provided displayed herein may have been adversely or favorably impacted by events and economic conditions that will not prevail in the future. Therefore, it should not be inferred that these results are indicative of the future performance of any strategy, index, fund, manager or group of managers.

The graphs and tables making up this report have been based on unaudited, third-party data and performance information provided to us by one or more commercial databases. While we believe this information to be reliable, SpringTide Partners bears no responsibility whatsoever for any errors or omissions. Index benchmarks contained in this report are provided so that performance can be compared with the performance of well-known and widely recognized indices. Index results assume the re-investment of all dividends and interest. Moreover, the information provided is not intended to be, and should not be construed as, investment, legal or tax advice. Nothing contained herein should be construed as a recommendation or advice to purchase or sell any security, investment, or portfolio allocation. This presentation is not meant as a general guide to investing, or as a source of any specific investment recommendations, and makes no implied or express recommendations concerning the manner in which any client's accounts should or would be handled, as appropriate investment decisions depend upon the client's specific investment objectives.

Terms of Use

This report is intended solely for the use of its recipient. There is a fee associated with the access to this report and the information and materials presented herein. Re-distribution or republication of this report and its contents are prohibited. SpringTide Partners, LLC is a registered investment adviser with the Securities and Exchange Commission; registration does not imply a certain level of skill or training. For more detail, including information about SpringTide's business practices and conflicts identified, please refer to SpringTide Partners' Form ADV Part 2a and Form CRS at: <https://www.springtide-partners.com/disclosures>

Performance Disclosures

All market pricing and performance data from Bloomberg, unless otherwise cited. Asset class and sector performance are gross of fees unless otherwise indicated.

Asset Class Definitions

Asset class performance was measured using the following benchmarks: U.S. Large Cap Stocks: S&P 500 TR Index; U.S. Small & Micro Cap: Russell 2000 TR Index; Intl Dev Large Cap Stocks: MSCI EAFE GR Index; Emerging & Frontier Market Stocks: MSCI Emerging Markets GR Index; U.S. Inter-Term Muni Bonds: Bloomberg Barclays 1-10 (1-12 Yr) Muni Bond TR Index; U.S. Inter-Term Bonds: Bloomberg Barclays U.S. Aggregate Bond TR Index; U.S. High Yield Bonds: Bloomberg Barclays U.S. Corporate High Yield TR Index; U.S. Bank Loans: S&P/LSTA U.S. Leveraged Loan Index; Intl Developed Bonds: Bloomberg Barclays Global Aggregate ex-U.S. Index; Emerging & Frontier Market Bonds: JPMorgan EMBI Global Diversified TR Index; U.S. REITs: MSCI U.S. REIT GR Index, Ex U.S. Real Estate Securities: S&P Global Ex-U.S. Property TR Index; Commodity Futures: Bloomberg Commodity TR Index; Midstream Energy: Alerian MLP TR Index; Gold: LBMA Gold Price, U.S. 60/40: 60% S&P 500 TR Index; 40% Bloomberg Barclays U.S. Aggregate Bond TR Index; Global 60/40: 60% MSCI ACWI GR Index; 40% Bloomberg Barclays Global Aggregate Bond TR Index.

Citations

1. Bloomberg: <https://www.bloomberg.com/news/articles/2023-12-26/fed-likely-to-end-bank-funding-program-in-march-says-wrightson>
2. S&P Global: <https://www.spglobal.com/spdji/en/documents/commentary/market-attributes-us-equities-202312.pdf>
3. Reuters: <https://www.reuters.com/world/middle-east/maersk-continues-schedule-suez-journeys-despite-houthi-attack-2024-01-02/>
4. CNBC: <https://www.cnbc.com/2023/11/22/retailers-outlook-black-friday-holiday-2023-spending.html>
5. The Transcript: <https://thetranscript.substack.com/p/12-11-2023-no-landing>
6. FRED: <https://fred.stlouisfed.org/series/CDSP>
7. AAA: <https://gasprices.aaa.com/state-gas-price-averages/>
8. Bank for International Settlements: https://www.bis.org/publ/qtrpdf/r_qt2312e.htm
9. FRED: <https://fred.stlouisfed.org/series/REVOLSL>
10. Lending Tree: <https://www.lendingtree.com/credit-cards/average-credit-card-interest-rate-in-america/>
11. FactSet: https://advantage.factset.com/hubfs/Website/Resources%20Section/Research%20Desk/Earnings%20Insight/EarningsInsight_121523.pdf
12. AAIL: <https://www.aail.com/sentimentsurvey>
13. CNN: <https://edition.cnn.com/markets/fear-and-greed>
14. Bloomberg: <https://www.bloomberg.com/news/articles/2023-12-13/yellen-says-natural-for-fed-to-lower-rates-as-inflation-falls>
15. Federal Reserve: <https://www.federalreserve.gov/mediacenter/files/FOMCpresconf20231213.pdf>
16. CME FedWatch: <https://www.cmegroup.com/markets/interest-rates/cme-fedwatch-tool.html>
17. Reuters: <https://www.reuters.com/markets/us/us-annual-home-price-growth-61-september-fhfa-says-2023-11-28/>
18. BLS: <https://www.bls.gov/news.release/cpi.t03.htm>
19. Bank of America via Game of Trades (X): https://twitter.com/GameofTrades_/status/1740757065101103493/photo/1
20. FRED: <https://fred.stlouisfed.org/series/T10Y2Y>
21. Conference Board: <https://www.conference-board.org/topics/us-leading-indicators>
22. ISM Manufacturing PMI: <https://www.ismworld.org/supply-management-news-and-reports/reports/ism-report-on-business/pmi/december/>
23. ISM Services PMI: <https://www.ismworld.org/supply-management-news-and-reports/reports/ism-report-on-business/services/december/>
24. CNBC: <https://www.cnbc.com/2023/11/25/black-friday-shoppers-spent-a-record-9point8-billion-in-us-online-sales-up-7point5percent-from-last-year.html>
25. Reuters: <https://www.reuters.com/markets/us/banks-report-continued-pain-commercial-real-estate-loans-2023-10-18>
26. St. Louis Federal Reserve: <https://research.stlouisfed.org/publications/economic-synopses/2023/11/17/commercial-real-estate-where-are-the-financial-risks>
27. NBER: https://www.nber.org/system/files/working_papers/w31970/w31970.pdf
28. CRFB: <https://www.crfb.org/blogs/2023-interest-costs-reach-659-billion>
29. FiscalData: <https://fiscaldata.treasury.gov/datasets/securities-issued-in-treasurydirect/sales>
30. FRED: <https://fred.stlouisfed.org/series/RRPONTSYD>
31. CNBC: <https://www.cnbc.com/2023/12/19/boj-bank-of-japan-sticks-to-ultra-easy-monetary-policy-in-light-of-high-uncertainties.html>
32. Reuters: <https://www.reuters.com/markets/asia/boj-debated-communication-exit-easy-policy-october-minutes-2023-12-22/>
33. Bank of England: <https://www.bankofengland.co.uk/monetary-policy-summary-and-minutes/2023/december-2023>
34. CNBC: <https://www.cnbc.com/2023/12/14/bank-of-england-holds-rates-says-rates-to-stay-high-for-extended-period.html>
35. CNN: <https://edition.cnn.com/2024/01/01/economy/xi-jinping-new-year-address-economy-intl-hnk/index.html>
36. Reuters: <https://www.reuters.com/world/china/china-dec-factory-activity-shrinks-more-than-expected-bodes-ill-recovery-2023-12-31/>
37. NY Times: <https://www.nytimes.com/2024/01/08/opinion/budget-deal-us-government-debt.html>