

---

**Market Commentary**

# A Fork in the Road

November 2022

---

**Aaron Dirlam, CFA®, CAIA®**  
Chief Investment Officer

**Paul Courtney, CFA®, CAIA®**  
Director of Research

---

## Summary

- Two of the most powerful economies in the world, the U.S. and China, are both facing critical decisions, and their choices will create ripple effects for global economic growth.
- Since the start of the pandemic, China has been beleaguered by a rapid slowdown in economic growth, weak consumption, a collapsing property market, vast capital outflows, and rising public dissent against the consequences of the government's ongoing strict COVID-zero strategy, and President Xi Jinping must now steer his country into an uncertain future.
- U.S. Federal Reserve Chairman Jerome Powell has also endured a difficult time, and he now faces a choice between easing rate hikes or continuing to tighten monetary policy, which could possibly push the U.S. into a recession.
- Inflation in the U.S. appears to be cooling, but economic and earnings growth are also starting to slow. The pace at which growth slows relative to inflation remains key for whether the U.S. will be able to avoid a recession.

---

## Overview

When compared to the whirlwind year thus far, November was relatively quiet. Not a single major asset class ended the month with a negative return. The U.S. midterm elections wrapped up with no major disruptions, and while economic growth is slowing, evidence from recent economic reports suggests that inflation in the U.S. is also tapering off. In terms of economic releases, November produced mixed results. The U.S. economy added another 263,000 jobs, even as the unemployment rate slowly ticked up.<sup>1</sup> Core inflation levels have dropped from the recent four-decade highs, yet the Federal Reserve continued to tighten monetary policy.

The Federal Open Market Committee (FOMC) raised rates by another 75 basis points in early November, and Fed Chair Jerome Powell indicated that a slowing in the pace of rate hikes could come 'soon'—along with a recession.<sup>2</sup> Third-quarter earnings season is wrapping up, and 2022 calendar-year earnings expectations dropped only 4% from their peak in January 2022, while earnings expectations for the 2023 calendar year have come down by 8%—far from historical average recessionary declines, which generally fall by 22%.<sup>3</sup> The unemployment rate also ticked up from 3.5% to 3.7% in November.

***Core inflation dropped from its 40-year high in November to the lowest levels since January 2022, slowing to 7.7% year-over-year***

Core inflation (which excludes the more volatile food and energy components) dropped from its 40-year high in November to the lowest levels since January 2022, slowing to 7.7% on a year-over-year basis. The November retail sales report highlighted the resilience of consumers, despite uncertain economic conditions.<sup>4</sup> Many consumers are still benefitting from robust nominal wage growth and legacy cash balances resulting from post-COVID-19 stimulus checks (including one-time tax refunds in California, which gave back as much as \$1,000 for some households).<sup>5</sup> The Personal Consumption Expenditures (PCE) Price Index, the Fed's favored indicator for gauging inflation, rose 0.2% in October, and is up 5% relative to this time last year. This is a slight cooling since September and serves as another reminder that price increases are tapering off.<sup>6</sup>

**Unverified news of a reopening caused a 5.5% one-day rally (equal to about \$450 billion in market capitalization) in the Hang Seng China Enterprises Index**

## China: A Fork in the Road

While November has been a relatively quiet month in the U.S., it has been a decidedly less peaceful month abroad. On November 2, a rumor circulated that the Chinese government would announce plans to end its stringent COVID-zero strategy.<sup>7</sup> While unverified, the news caused a 5.5% one-day rally (equal to about \$450 billion in market capitalization) in the Hang Seng China Enterprises Index as markets jumped at the possibility of China reopening after nearly three years of lockdowns.<sup>7</sup> However, since the announcement, China has seen a spike in new COVID-19 cases, with record-high levels being reported.<sup>8</sup> On November 25, widespread protests erupted in several major Chinese cities, as frustrations from living through nearly three years of lockdowns and stringent restrictions reached a boiling point.<sup>9</sup> Then, a few days later, state media reports hinted at the rapid unwinding of lockdowns, and for the first time, officials downplayed the severity of the Omicron variant.<sup>10</sup> Although the government has taken its first steps towards ending COVID-zero, new cases have never been higher. Though Chinese Communist Party (CCP) leader, President Xi Jinping, has tried to steer China through the pandemic, he has now reached an important fork in the road—and a test to his authoritarian approach.



**Xi has favored more authoritarian rule, overseeing new restrictions on individual freedoms, increased media censorship, regulatory crackdowns in several sectors, and a reining in on the expansion of many big businesses**

In 2018, China's leaders voted to remove the two-term presidential limit that had been in place since the 1990s, opening up the opportunity in October of this year for Xi Jinping to secure his third term as China's president.<sup>11</sup> President Xi's rule is a clear shift away from that of his predecessors, who pursued rapid economic development and welcomed international businesses.<sup>12</sup> Instead, Xi has favored more authoritarian rule, overseeing new restrictions on individual freedoms, increased media censorship, regulatory crackdowns in several sectors, and a reining in on the expansion of many big businesses.<sup>13</sup> Under Xi's rule, the Chinese government's grip on Hong Kong has also tightened and expressed renewed interest in the self-ruled island of Taiwan. Xi Jinping has also adopted a more personality-driven approach, inserting his 'Xi Jinping Thought' into the country's education system and constitution.<sup>14</sup>

Soon after the virus broke out in December 2019<sup>15</sup>, China began implementing President Xi's strict COVID-zero strategy, which he championed as the only means to steer the

**The social and economic costs of China's COVID-zero policy have become increasingly difficult to ignore**

country through the pandemic.<sup>16</sup> With this targeted approach, local authorities oversaw strict social distancing rules, isolation regulations, mass testing requirements, and residential lockdowns.<sup>17</sup> However, as the months and years progressed and as new variants emerged, the social and economic costs of COVID-zero have become increasingly difficult to ignore.

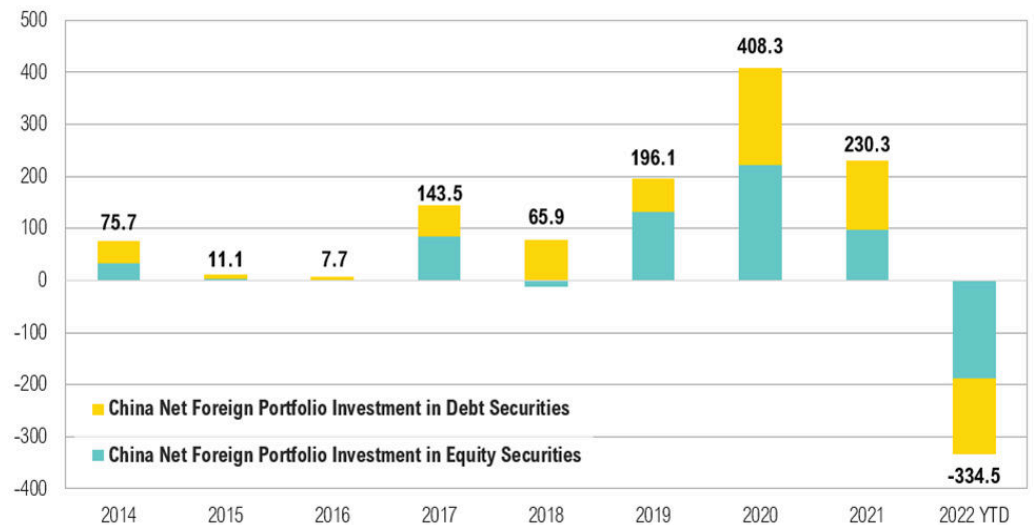
A resolute determination to stick to policy has put the CCP in a quandary. It has been a challenging three years for China. Since the start of the pandemic, the country has been beleaguered by a rapid slowdown in economic growth, weak consumption, a collapsing property market, vast capital outflows, and rising public dissent against the consequences of the government's ongoing strict COVID-zero strategy—all while the rest of the world reopened.

Three years of ongoing lockdowns have severely hampered China's growth, as evidenced by the country's most recently released data. China's third-quarter 2022 gross domestic product grew by 3.9% from the year prior. The reported third-quarter growth brings year-to-date growth to 3%—well below the Chinese government's official growth target of 5.5% for 2022.<sup>18</sup> China's exports shrank in October, with exports to the U.S. (China's largest trade partner on a single-country basis) declining for a third straight month, falling 12.6% from the previous year.<sup>19</sup> China's global exports of household appliances, shoes, and toys declined by 20%, 11%, and 18%, respectively, when compared to October 2021.<sup>19</sup>

**The uncertainty surrounding the Chinese government's path forward has begun to weigh on investor sentiment, leading to a selloff of yuan-denominated assets**

The uncertainty surrounding the Chinese government's path forward has begun to weigh on investor sentiment, leading to a selloff of yuan-denominated assets. Outflows from Chinese stocks and bonds have accelerated throughout 2022, as the war broke out in Ukraine and Xi Jinping's strict COVID-zero strategy continued. Since 2014 China Net Foreign Portfolio (a yuan-denominated index that is calculated using the People's Bank of China Domestic Renminbi Financial Assets Held by Overseas Entities report) had never seen negative outflows of both debt securities and equity securities. Year-to-date, there has been more than \$334.5 billion in outflows from mainland China.

**Chinese Foreign Investment Outflows Are Negative For The First Time Going Back to 2014**  
Yearly (\$ billion), 01/01/2014 - 9/30/2022



Source: Bloomberg, National Bureau of Statistics of China

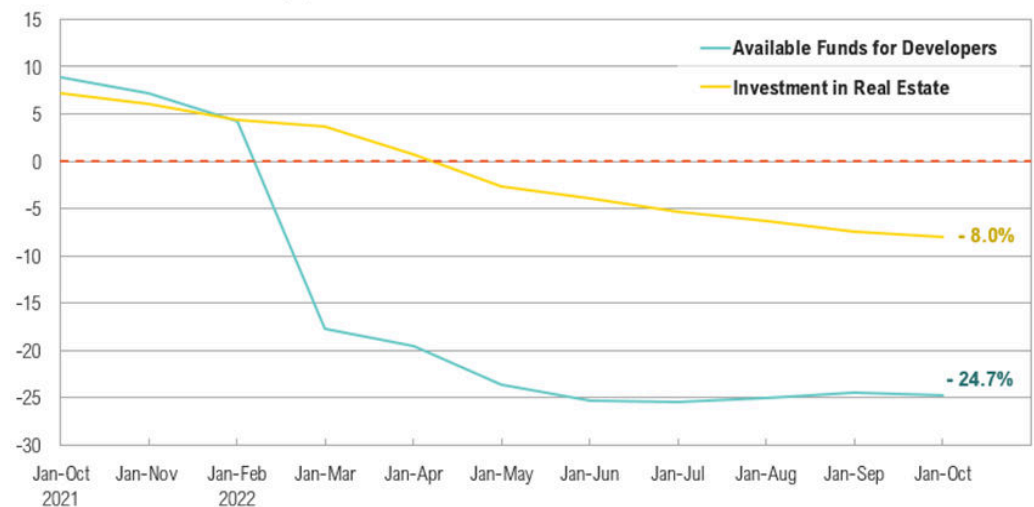
**Estimates show that Chinese property developers only delivered around 60% of homes pre-sold between 2013 and 2020**

It has been more than a year since Chinese property developer Evergrande made global headlines for defaulting on its debt, an event that highlighted fundamental difficulties in the Chinese property market. Today, the country's real estate market remains troubled. The Evergrande liquidity crisis led to other major property developers scrambling to seek protection from creditors, and in turn construction on many pre-sold housing projects were suspended or delayed indefinitely.<sup>20</sup> Angry homeowners, forced to pay mortgages on unfinished homes, protested in July of this year, and authorities have since encouraged banks to increase loan support so that developers could complete unfinished projects.<sup>21</sup>

Estimates show that Chinese property developers only delivered around 60% of homes pre-sold between 2013 and 2020, but over the same period, the country's outstanding mortgage loans increased by 26.3 trillion yuan (\$3.9 trillion).<sup>22</sup> Further pushed down by continued lockdowns and muted consumer spending, real estate prices in China have tumbled as authorities now must try to reign in high debt levels in the sector.<sup>23</sup> Home prices in China have declined for thirteen consecutive months, and funds raised by Chinese property developers to complete unfinished projects or start new projects are down 24.7%, compared to the previous year.<sup>23</sup> Investment into the Chinese real estate market has also declined 8% year-over-year.<sup>24</sup>

### Chinese Property Developers Have Been Facing Liquidity Challenges

Year-to-Date Growth Rates (%), 01/01/2021 - 10/31/2022



Source: National Bureau of Statistics of China

**At the end of November, following historic nationwide protests, the government announced widespread easing of several strict COVID-zero policy measures, including ending blanket testing rules and lifting lockdowns**

For decades, China's Communist Party pledged prosperity for its people in exchange for certain freedoms. Past leaders welcomed the expansion of international businesses in China and promoted rapid economic development. Under the leadership of President Xi Jinping, the government's social contract has changed. The CCP has started to assume a more prominent role in all aspects of society, clamping down on individual freedom and curbing the rapid growth of big businesses. Yet the COVID-zero strategy brought more limitations on freedoms, along with slower economic growth, and it became increasingly unclear whether the CCP would deliver the prosperity it promised.

At the end of November, following historic nationwide protests, the government announced widespread easing of several strict COVID-zero policy measures, including ending blanket testing rules and lifting lockdowns. Although it's unclear whether the government will continue to ease restrictions and reopen its borders or if it will perform a

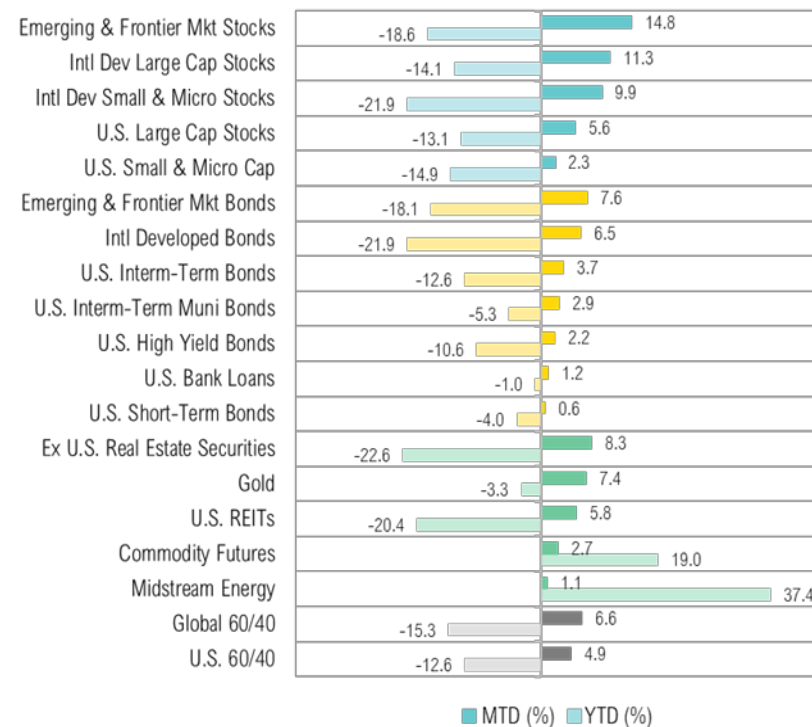
sudden about-turn, the CCP must now face the aftermath of three undeniably difficult years.

## Markets

November saw positive returns across the board. International markets outperformed the U.S. The MSCI Emerging Markets Index posting a distinguished 14.8% return for the month, and the MSCI EAFE Index ended up 11.3%. The S&P 500 rose 5.6% over November. The November rally in international markets was largely driven by an apparent shift towards cyclical stocks, which tend to align with the trajectory of global economic growth.<sup>25</sup> The strength of the U.S. dollar also eased in November, adding to the outperformance of international markets compared to U.S. markets. Midstream energy remains one of the only asset classes to post positive returns for the year, returning 37.4% year-to-date.

**November saw positive returns across the board with the S&P 500 rising 5.6%**

### November Key Market Total Returns



Source: Bloomberg

Inflation in the Eurozone eased slightly in November, dropping to 10% from record-high levels of 10.1% in October. The decline in headline inflation is the first drop since June 2021.<sup>26</sup> U.K. inflation reached a new 41-year high, jumping to 11.1% in October. Domestic gas prices in the United Kingdom are more than double the price in October 2021, and the price of food has jumped 16.4% over the past 12 months.<sup>27</sup>

**By the end of the month, the 10-year minus 2-year Treasury curve was at the most inverted level since the 1980s at -0.77%**

The 10-year minus 2-year Treasury yield curve (a common indicator of economic growth) remained inverted throughout November. By the end of the month, this Treasury curve measure was at the most inverted level since the 1980s at -0.77%.<sup>28</sup> Both emerging market bonds and developed market bonds posted positive gains for November. Emerging market bonds were up 7.6% and developed market bonds were up 6.5%. U.S. bonds intermediate-term bonds posted a positive 3.7% gain for the month.



---

Even if not significant for traditional asset markets, another notable event that occurred in November was the high-profile cryptocurrency firm FTX filing for bankruptcy. Prominent celebrities (including star quarterback Tom Brady, former supermodel Gisele Bündchen, and 'Seinfeld' creator Larry David) joined the ranks of key regulators and well-respected private equity firms who endorsed—and financially backed—FTX and its founder, Sam Bankman-Fried, who ran a questionable business and in turn lost several billion dollars that weren't his to lose.<sup>29</sup>

## Looking Forward

As much as China's president Xi Jinping is facing a fork in the road, so too is Federal Reserve Chairman Jerome Powell. As of the last week in November, the negative impact of China's COVID restrictions on the economy was up to 25.1% of its total GDP, indicating that China's economy has a long way to go to fully recover.<sup>30</sup> President Xi must make some challenging choices on how to safely commandeer his country through to the other side of COVID-zero. His choices will also affect the U.S. economy since a broad and sustained re-opening in China could ease global supply chain issues and in turn reduce certain pricing pressures, but it could simultaneously create more demand for commodities, such as oil, and put upward pressure on those prices.

On the other hand, Powell must decide how much further to tighten monetary policy and potentially push the U.S. economy into a recession. U.S. economic data indicates that the economy is at a crucial juncture. Economic activity and earnings growth are slowing, but so is inflation. The speed of the slowing in economic growth relative to inflation will dictate whether the U.S. enters a recession and when policymakers may be able to reverse, rather than just slow the pace of the tightening pressure they are applying to the economy. As it stands, growth is slowing faster than inflation, which keeps the Federal Reserve in a bind. As inflation sits several percent above its mandate of 2%, the Fed noted the following in its November meeting minutes:

"The staff, therefore continued to judge that the risks to the baseline projection for real activity were skewed to the downside and viewed the possibility that the economy would enter a recession sometime over the next year as almost as likely as the baseline."<sup>31</sup>

Adding intrigue and complexity to this situation is the fact that the two countries facing these forks in the road are two of the most economically important countries in the world. Critical decisions will be made by two of the world's most powerful policymakers, who will chart their paths in isolation and in pursuit of their own country's best interests.

Sincerely,



The SpringTide Investment Team

---

## Performance Disclosures

All market pricing and performance data from Bloomberg, unless otherwise cited. Asset class and sector performance are gross of fees unless otherwise indicated.

## Citations

1. Bureau of Labor Statistics: <https://www.bls.gov/news.release/empstat.toc.html>
2. Fed November Minutes: <https://www.federalreserve.gov/monetarypolicy/fomccalendars.html>
3. T. Rowe Price: <https://www.troweprice.com/financial-intermediary/us/en/insights/articles/2022/q3/a-fall-in-earnings-estimates-could-worsen-sell-off.html>
4. Bloomberg: <https://www.bloomberg.com/news/articles/2022-11-16/us-consumers-stay-resilient-to-fed-hikes-battering-other-sectors#xj4y7vzkg>
5. Reuters: <https://www.reuters.com/markets/us/us-consumer-spending-solid-october-weekly-jobless-claims-fall-2022-12-01/>
6. CNBC: <https://www.cnbc.com/2022/12/01/key-inflation-measure-that-the-fed-follows-rose-0point2percent-in-october-less-than-expected-.html>
7. Bloomberg: <https://www.bloomberg.com/news/articles/2022-11-02/how-a-mysterious-china-screenshot-spurred-a-450-billion-rally#xj4y7vzkg>
8. Our World in Data: <https://ourworldindata.org/explorers/coronavirus-data-explorer?time=2022-10-31..latest&facet=none&Metric=Confirmed+cases&Interval=7day+rolling+average&Relative+to+Population=true&Color+by+test+positivity=false&country=~CHN>
9. CNN: <https://edition.cnn.com/2022/11/26/china/china-protests-xinjiang-fire-shanghai-intl-hnk/index.html>
10. CNBC: <https://www.cnbc.com/2022/12/01/china-signals-slight-covid-policy-easing-without-any-major-change.html>
11. BBC: <https://www.bbc.com/news/world-asia-china-43361276>
12. NYT: <https://www.nytimes.com/2022/11/11/opinion/IHT-chinas-leadership-jiangs-model-for-success.html>
13. WSJ: <https://www.wsj.com/articles/xi-jinpings-leadership-style-micromanagement-that-leaves-underlings-scrumbling-11639582426>
14. Bloomberg: <https://www.bloomberg.com/news/articles/2022-05-24/xi-s-covid-policy-crosses-a-line-with-invasive-home-disinfection>
15. WHO: <https://www.who.int/news/item/27-04-2020-who-timeline---covid-19-dec-19>
16. Bloomberg: <https://www.bloomberg.com/news/newsletters/2022-10-17/china-president-xi-jinping-doubles-down-on-covid-zero>
17. BBC: <https://www.bbc.com/news/59882774>
18. CNBC: <https://www.cnbc.com/2022/10/24/china-third-quarter-gdp.html>
19. CNBC: <https://www.cnbc.com/2022/11/07/chinas-exports-shrink-in-october-badly-missing-expectations-for-growth.html>
20. CNN: <https://edition.cnn.com/2022/11/14/investing/china-real-estate-crisis-over-rescue-plan-intl-hnk/index.html>
21. Reuters: <https://www.reuters.com/breakingviews/china-property-bailouts-leave-most-out-cold-2022-11-30/>
22. CNN: <https://edition.cnn.com/2022/07/14/economy/china-property-crisis-homebuyers-bad-debt-intl-hnk>
23. Bloomberg: <https://www.bloomberg.com/news/articles/2022-10-24/china-home-prices-fall-for-13th-month-as-property-woes-persist#xj4y7vzkg>
24. National Bureau of Statistics of China: [http://www.stats.gov.cn/english/PressRelease/202211/t20221116\\_1890350.html](http://www.stats.gov.cn/english/PressRelease/202211/t20221116_1890350.html)
25. CNBC: <https://www.cnbc.com/2020/12/01/world-stocks-outperform-the-us-in-bumper-november.html>
26. CNBC: <https://www.cnbc.com/2022/11/30/euro-zone-inflation-rate-eases-to-10percent-in-november-as-energy-prices-slow.html>
27. CNBC: <https://www.cnbc.com/2022/11/16/uk-inflation-hits-new-41-year-high-as-food-and-energy-prices-continue-to-soar.html>
28. FRED: <https://fred.stlouisfed.org/series/T10Y2Y>
29. Reuters: <https://www.reuters.com/markets/currencies/exclusive-least-1-billion-client-funds-missing-failed-crypto-firm-ftx-sources-2022-11-12/>
30. CNBC: <https://www.cnbc.com/2022/12/06/chinas-covid-lockdowns-are-having-a-lessening-impact-on-its-economy.html>
31. Federal Reserve: FOMC Minutes, November 1-2, 2022 (federalreserve.gov)

## Asset Class Definitions

Asset class performance was measured using the following benchmarks: U.S. Large Cap Stocks: S&P 500 TR Index; U.S. Small & Micro Cap: Russell 2000 TR Index; Intl Dev Large Cap Stocks: MSCI EAFE GR Index; Emerging & Frontier Market Stocks: MSCI Emerging Markets GR Index; U.S. Interm-Term Muni Bonds: Bloomberg Barclays 1-10 (1-12 Yr) Muni Bond TR Index; U.S. Interm-Term Bonds: Bloomberg Barclays U.S. Aggregate Bond TR Index; U.S. High Yield Bonds: Bloomberg Barclays U.S. Corporate High Yield TR Index; U.S. Bank Loans: S&P/LSTA U.S. Leveraged Loan Index; Intl Developed Bonds: Bloomberg Barclays Global Aggregate ex-U.S. Index; Emerging & Frontier Market Bonds: JPMorgan EMBI Global Diversified TR Index; U.S. REITs: MSCI U.S. REIT GR Index, Ex U.S. Real Estate Securities: S&P Global Ex-U.S. Property TR Index; Commodity Futures: Bloomberg Commodity TR Index; Midstream Energy: Alerian MLP TR Index; Gold: LBMA Gold Price, U.S. 60/40: 60% S&P 500 TR Index; 40% Bloomberg Barclays U.S. Aggregate Bond TR Index; Global 60/40: 60% MSCI ACWI GR Index; 40% Bloomberg Barclays Global Aggregate Bond TR Index.

---

## Disclaimer and Terms of Use

### DISCLAIMER

Past performance is no guarantee of future performance. Any opinions expressed are current only as of the time made and are subject to change without notice. This report may include estimates, projections or other forward-looking statements, however, due to numerous factors, actual events may differ substantially from those presented. The graphs and tables making up this report have been based on unaudited, third-party data and performance information provided to us by one or more commercial databases. Additionally, please be aware that past performance is not a guide to the future performance of any manager or strategy, and that the performance results and historical information provided displayed herein may have been adversely or favorably impacted by events and economic conditions that will not prevail in the future. Therefore, it should not be inferred that these results are indicative of the future performance of any strategy, index, fund, manager or group of managers. While we believe this information to be reliable, SpringTide Partners LLC (“SpringTide”) bears no responsibility whatsoever for any errors or omissions. Index benchmarks contained in this report are provided so that performance can be compared with the performance of well-known and widely recognized indices. Index results assume the re-investment of all dividends and interest. Moreover, the information provided is not intended to be, and should not be construed as, investment, legal or tax advice. Nothing contained herein should be construed as a recommendation or advice to purchase or sell any security, investment, or portfolio allocation. This presentation is not meant as a general guide to investing, or as a source of any specific investment recommendations, and makes no implied or express recommendations concerning the manner in which any client's accounts should or would be handled, as appropriate investment decisions depend upon the client's specific investment objectives.

### TERMS OF USE

This report is intended solely for the use of its recipient. There is a fee associated with the access to this report and the information and materials presented herein. Re-distribution or republication of this report and its contents are prohibited. Expert use is implied. For more detail please refer to the appropriate sections of the SpringTide Partners Terms of Use and Disclosures at: <https://www.springtide-partners.com/disclosures>